































# Beachcomber Vest

The legend is difficult to read in the original pattern collection, so we offer it again here in a larger format.

## Legend:

	knit
	purl
	ssk
	k2tog
	p2tog
	Make 1 Purlwise
	M1R
	M1L
	yo
	Bind off
	3/3 LC with k2tog
	3/3 RC with SSK
	2/2 RC with ssk
	2/2 LC with k2tog
	No stitch
	3/2 RC with ssk
	3/2 LC with k2tog
	2/1 Left cross with p2tog decrease
	2/1 Right cross with p2tog decrease
	c2 over 1 left
	c2 over 1 right
	c2 over 1 left P
	c2 over 1 right P
	c2 over 2 left
	c2 over 2 right
	c3 over 2 left
	c3 over 2 right
	c3 over 3 left
	c3 over 3 right
	2/2/2 KC Gordian Knot

# Pattern Corrections

## Ribbing and Transition Rounds

Note the indicated corrections in the following round:

**Ribbing Round:** P1, [k2, p2] 6[7,7,8,10] times, end k1; work Main Panel Ribbing; k1, p2, [k2, p2) **5 [6, 6, 7, 9]** times; k2, p1, pm for side; p1, [k2, p2] 6[7,7,8,10] times, end k1; Work Main Panel Ribbing.  
K1, P2, (K2, p2) **5 [6, 6, 7, 9]** times, k2, p1.